

ISC HIGH PERFORMANCE 2023 | MAY 21 – 25, 2023

The graphic features a large red rectangular area. In the top right corner of this red area, there is a white geometric pattern of interconnected lines forming a complex, web-like structure. The main text is centered in the lower half of the red area. To the right of the main text, there are two stacked blue rectangular boxes with white text. The background of the entire page is white, with blue decorative shapes on the left and right sides.

ISC 2023

POST-EVENT STATISTICS AT A GLANCE

IMAGINE

TOMORROW

TUTORIALS - SUN, MAY 21

CONFERENCE AND EXHIBITION - MON, MAY 22 - WED, MAY 24

WORKSHOPS - THU, MAY 25

CONGRESS CENTER HAMBURG, GERMANY



isc-hpc.com

EVENT FORMAT

In-person with online elements including videos of selected sessions on demand. Online elements will remain available on the platform for registered attendees until the end of 2023.

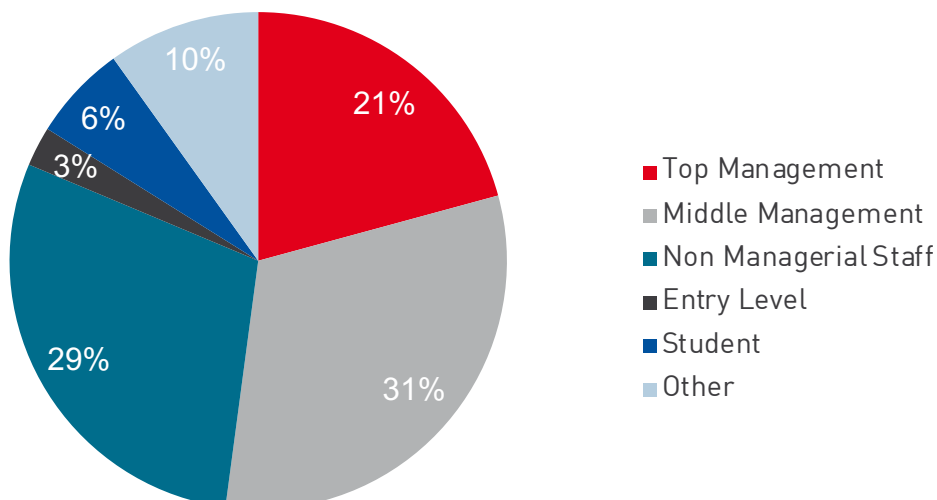
KEY ATTENDANCE NUMBERS

- **3,105** attendees in total (2,958 in person + 147 online)
- **830** HPC users + 1,838 HPC providers + 55 media/analysts + representatives of other organizations*
- **61%** with purchasing authority = 34% direct influence + 27% indirect influence*
- **47%** attend ISC only (no other HPC-related exhibitions)**

HPC USER BREAKDOWN (multiple choice)*

Academic/University	79%	Chemical Engineering	9%
Government lab	17%	Defense/Security	9%
Weather/Climate	13%	Electronic Engineering	9%
Life sciences/Biotech/Pharma	13%	Financial Services /	
Energy	13%	Economic Analytics	8%
Automotive	11%	Retail	7%
Aeronautics	10%	Other	6%

CAREER LEVEL*



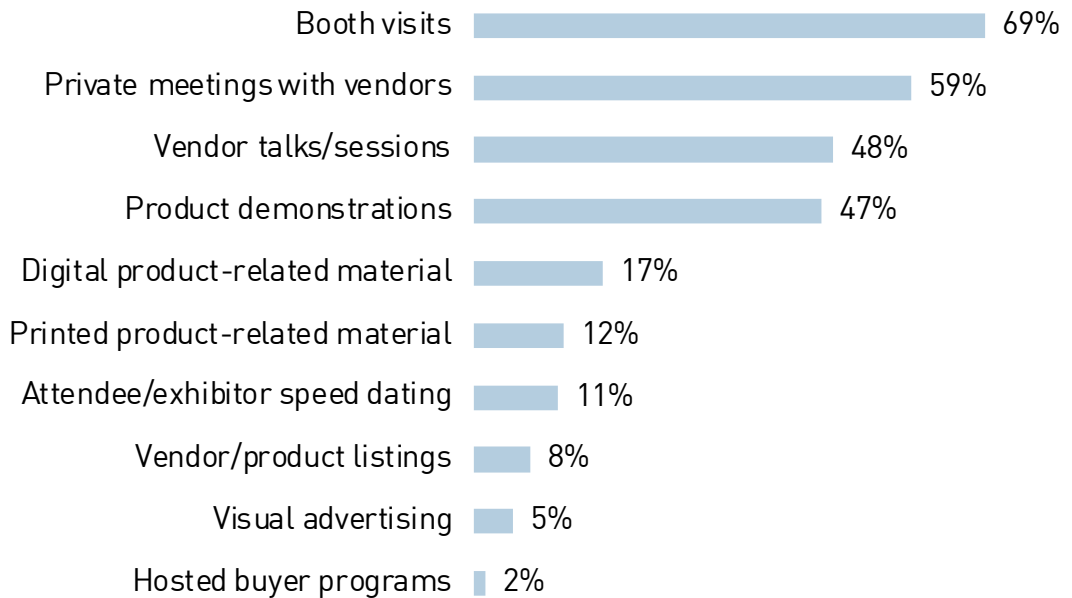
GEOGRAPHICAL DISTRIBUTION (count)*

Germany	885	Luxembourg	22	Romania	3
USA	469	South Africa	21	Malaysia	3
UK	364	Czech Republic	18	Indonesia	2
France	193	Ireland	16	Thailand	2
China	110	Greece	16	Lithuania	2
Japan	99	Saudi Arabia	15	Croatia	1
Netherlands	90	Hungary	15	Egypt	1
Italy	75	Denmark	13	United States Minor	
Spain	71	Slovenia	12	Outlying Islands	1
Switzerland	70	India	11	Sudan	1
Poland	65	Norway	10	Costa Rica	1
Taiwan	48	UAE	10	Kyrgyzstan	1
Sweden	43	Iceland	8	Nepal	1
South-Korea	41	Portugal	8	Morocco	1
Finland	37	Turkey	7	Cayman Islands	1
Israel	37	Estonia	7	Andorra	1
Canada	36	Slovakia	6	Grenada	1
Belgium	32	Bulgaria	6	Maldives	1
Australia	29	Brazil	4	Kazakhstan	1
Singapore	28	Qatar	3	New Zealand	1
Austria	23	Serbia	3		

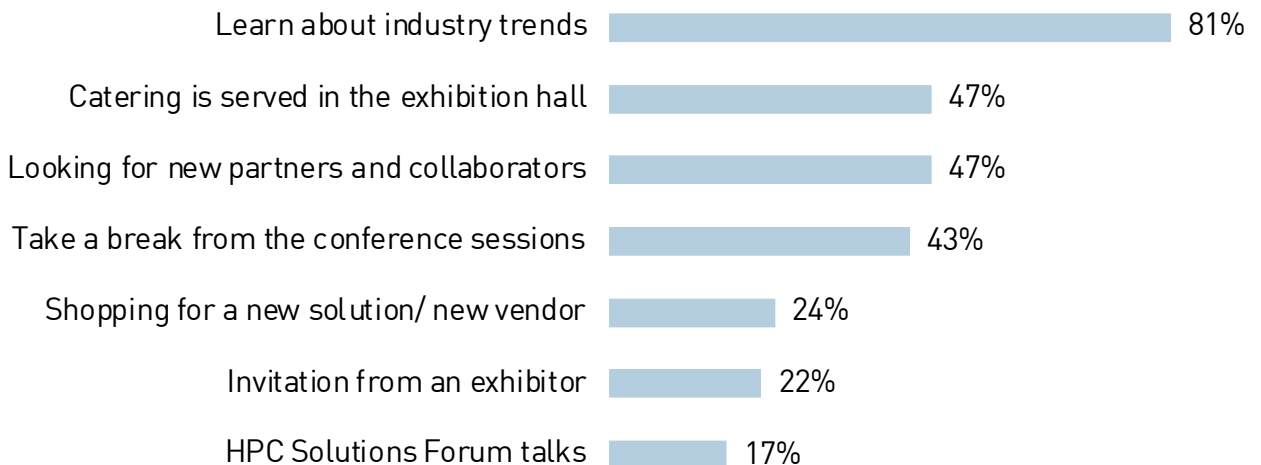
REASONS FOR ATTENDING (multiple choice)*



RESOURCES FOR PURCHASING DECISIONS (multiple choice)**



MOTIVATION TO VISIT THE EXHIBITION (multiple choice)**



EXHIBITION TRAFFIC

91% of all surveyed ISC attendees visited the exhibition.
69% visited six booths or more, **21%** even more than 15 booths.

KEY EXHIBITION NUMBERS

159 exhibitors in total

148 at the show floor + 11 online

4 Media

109 Industry

45 Research

EXHIBITOR CATEGORIES COUNT (multiple products/services per organization)

Cloud Services	39	Software Dev. Tools and Libraries	11
Systems and Servers	37	CPUs	9
Data Center Equipment	33	File Systems	9
Data Storage	30	Networks/Interconnects	7
Research Support and Services	27	Visualization Hardware	7
Deep Learning/AI	25	Containers/Virtual Machines	6
Applications Dev./Support	20	FPGAs/Reconfigurable Computing	5
Data Management and Analytics	20	Custom Accelerators	4
Cluster Management Tools	19	Press/Market Research	4
GPUs	13	Memory Technologies	2
Consulting	12	Visualization Software	2

MEDIA PRESENCE

55 journalists and analysts

9 media sponsors: [ADMIN Enterprise HPC](#), [ADMIN](#), [EnterpriseAI](#), [HPCwire](#), [insideHPC](#), [Linux Magazine](#), [Scientific Computing World](#), [The Next Platform](#), [The Register](#)

SOCIAL MEDIA

[ISC LinkedIn page](#)

Hashtags: #imagninetomorrow
#ISC23 #ISChpc #ISC23_SCC

PHOTO AND VIDEO

[ISC 2023 Photo Collection](#)

[ISC 2023 Trailer Video](#)

[ISC 2023 Summary Video](#)

* Information is based on voluntary feedback during registration. Source: ISC 2023 registration data

** Source: ISC 2023 attendee survey